

REVISION, DATE, DESCRIPTION

- 1, 18AUG19 - CONTRACT ISSUE
- 2, 19AUG19 - OWNER REVIEW 1
- 3, 20AUG19 - CONSTRUCTION ISSUE
- 4, 23AUG19 - VCT FLOORING REV

FIELD VERIFY ALL CONDITIONS AND DIMENSIONS PRIOR TO STARTING WORK

PROJECT NO.: 19016

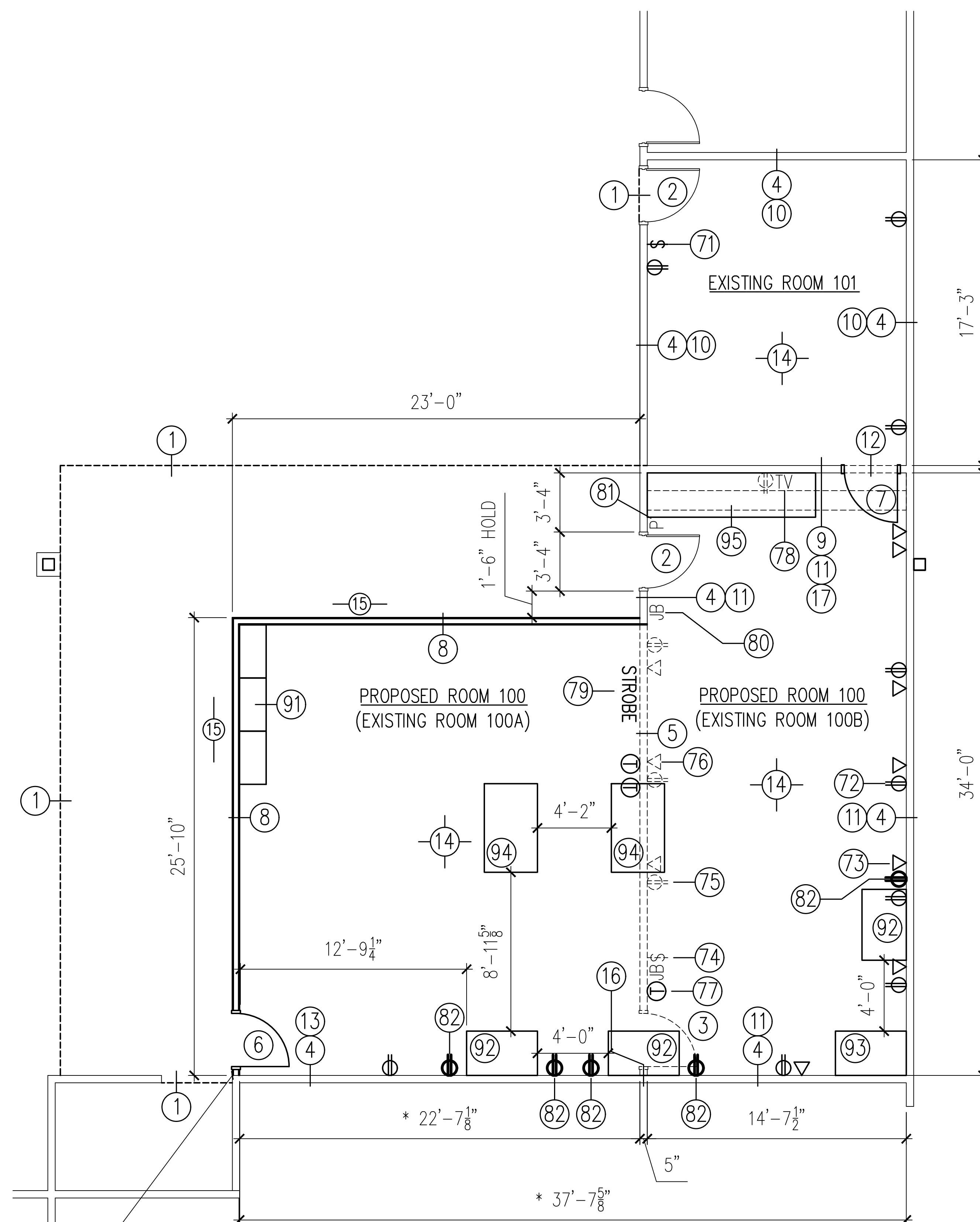
SCALE: 3/8" = 1'-0"

FLOOR PLAN

DRAWING  
SK-1

SCOPE NOTES

- 1 - TEMPORARY VISQUEEN DUST PARTITION - LOCATE IN FIELD
- 2 - EXISTING DOOR TO REMAIN
- 3 - EXISTING DOOR - REMOVE DOOR AND FRAME, RELOCATE DOOR & HARDWARE
- 4 - EXISTING WALL TO REMAIN
- 5 - EXISTING WALL - REMOVE WALL & FRAMING
- 6 - NEW FRAME WITH RELOCATED DOOR & HARDWARE. PAINT TO MATCH EXISTING.
- 7 - NEW DOOR (3'-0" X 7'-0" SOLID - NO LITE) WITH NEW HARDWARE TO MATCH EXISTING. PAINT TO MATCH.
- 8 - NEW WALL TO 6" ABOVE CEILING (3-5/8" METAL STUDS WITH SOUND BATT INSULATION AND 5/8" DRYWALL ON BOTH SIDES. PAINT BOTH SIDES OF WALL. VINYL BASE ON ROOM 100 SIDE, CARPET BASE ON EXTERIOR SIDE.
- 9 - EXISTING CABINET TO REMOVE
- 10 - PATCH & PAINT EXISTING PAINTED WALL. NEW VINYL BASE
- 11 - REMOVE EXISTING WALL COVERING, PATCH & PAINT. NEW VINYL BASE
- 12 - REMOVE WALL AND ADD FRAMING AS NEEDED FOR NEW DOOR OPENING
- 13 - IF WALL COVERING REMOVES WITHOUT SUBSTANTIAL PATCHING AND PAINTING, REMOVE AND PAINT WALL. NEW VINYL BASE. IF WALL COVERING DOES NOT REMOVE, TERMINATE AT NEAREST POINT AND PROVIDE VINYL BASE. PROVIDE A SMOOTH AND LEVEL TRANSITION POINT TO ADJACENT PAINTED SURFACE.
- 14 - REMOVE CARPET & GLUE, REPLACE WITH VCT
- 15 - REMOVE CARPET AND REPAIR AS NEEDED FOR INSTALLATION OF NEW WALL ONE TO TWO SQUARES BACK FROM NEW WALL LOCATION.
- 16 - PATCH WALL AT REMOVED WALL. PAINT & NEW VINYL BASE.
- 17 - EXTEND ROOM 100 SIDE OF WALL TO 6" ABOVE CEILING IF NEEDED.
- 21 - EXISTING DRYWALL SOFFIT WITH BUILT IN PROJECTOR SCREEN - REMOVE & SALVAGE PROJECTOR SCREEN.
- 22 - EXISTING CEILING GRID - REMOVE AS NEEDED FOR NEW WALL CONSTRUCTION. SALVAGE TILES WHERE POSSIBLE.
- 23 - EXISTING CEILING GRID - REMOVE AS NEEDED TO TIE IN NEW CEILING. SALVAGE TILES WHERE POSSIBLE.
- 24 - EXISTING CEILING GRID - REMOVE
- 25 - EXISTING CEILING GRID TO REMAIN - ELEVATION 10'
- 26 - EXISTING CEILING GRID TO REMAIN - ELEVATION 9'
- 27 - NEW CEILING GRID - MATCH ELEVATION AT 10'
- 28 - PATCH CEILING GRID TO NEW WALL (BOTH SIDES)
- 31 - EXISTING LIGHT FIXTURE TO REMAIN
- 32 - EXISTING LIGHT FIXTURE TO RELOCATE IN NEW CEILING GRID
- 33 - EXISTING PROJECTOR - REMOVE & SALVAGE FOR OWNER
- 34 - EXISTING WI-FI ROUTER - REMOVE & SALVAGE FOR OWNER
- 35 - EXISTING LIGHT FIXTURE TO REMAIN
- 41 - EXISTING SPRINKLER HEAD TO REMAIN
- 42 - EXISTING SPRINKLER HEAD TO RELOCATE IN NEW CEILING GRID
- 43 - EXISTING SPRINKLER HEAD - CONFIRM COVERAGE AND RELOCATE IF NEEDED
- 44 - GENERAL SCOPE - PROVIDE NEW SPRINKLER HEAD AS NEEDED TO MAINTAIN COVERAGE
- 51 - EXISTING RETURN AIR GRILL TO REMAIN
- 52 - EXISTING SUPPLY AIR GRILL TO REMAIN
- 53 - EXISTING SUPPLY AIR GRILL TO RELOCATE IN NEW CEILING GRID
- 54 - EXISTING RETURN AIR GRILL TO RELOCATE IN NEW CEILING GRID
- 55 - GENERAL SCOPE - PROVIDE NEW SUPPLY & RETURN AIR GRILLS AS NEEDED FOR NEW CONFIGURATION
- 61 - EXISTING SPEAKER TO REMAIN
- 62 - EXISTING STROBE TO RELOCATE - FIELD VERIFY LOCATION
- 63 - NEW STROBE IF REQUIRED - FIELD VERIFY LOCATION
- 71 - EXISTING SWITCH TO REMAIN (TYP)
- 72 - EXISTING OUTLET TO REMAIN (TYP)
- 73 - EXISTING DATA TO REMAIN (TYP)
- 74 - EXISTING SWITCH TO REMOVE (TYP)
- 75 - EXISTING OUTLET TO REMOVE (TYP)
- 76 - EXISTING DATA TO REMOVE (TYP)
- 77 - EXISTING THERMOSTAT TO REMOVE - DETERMINE IF NEW LOCATION IS NEEDED (TYP)
- 78 - EXISTING CCTV TO REMOVE (TYP)
- 79 - EXISTING STROBE TO REMOVE - DETERMINE IF NEW LOCATION IS NEEDED (TYP)
- 80 - EXISTING JUNCTION BOX TO REMOVE (TYP)
- 81 - EXISTING PROJECTOR SCREEN SWITCH TO REMOVE (TYP)
- 82 - NEW 110V OUTLET - CONFIRM FINAL LOCATION WITH OWNER
- 91 - OWNER PROVIDED SHELVING UNITS (3 UNITS 18" X 36")
- 92 - OWNER PROVIDED TABLES (48" X 30") - 4' CLEAR ALL SIDES - FINAL LOCATION TBD
- 93 - OWNER PROVIDED PHOTO STORAGE (SIZE TBD) - FINAL LOCATION TBD
- 94 - OWNER PROVIDED PHOTO PREP TABLE (60" X 36") - FINAL LOCATION TBD
- 95 - OWNER PROVIDED PHOTO STORAGE (30" X 114" SHOWN) - OWNER TO FINALIZE SIZE/CONFIGURATION



FLOOR PLAN

\* ALIGN WALL WITH EXISTING CORNER

REVISION	DATE	DESCRIPTION
1.	18AUG19	CONTRACT ISSUE.
2.	19AUG19	OWNER REVIEW 1
3.	20AUG19	CONSTRUCTION ISSUE

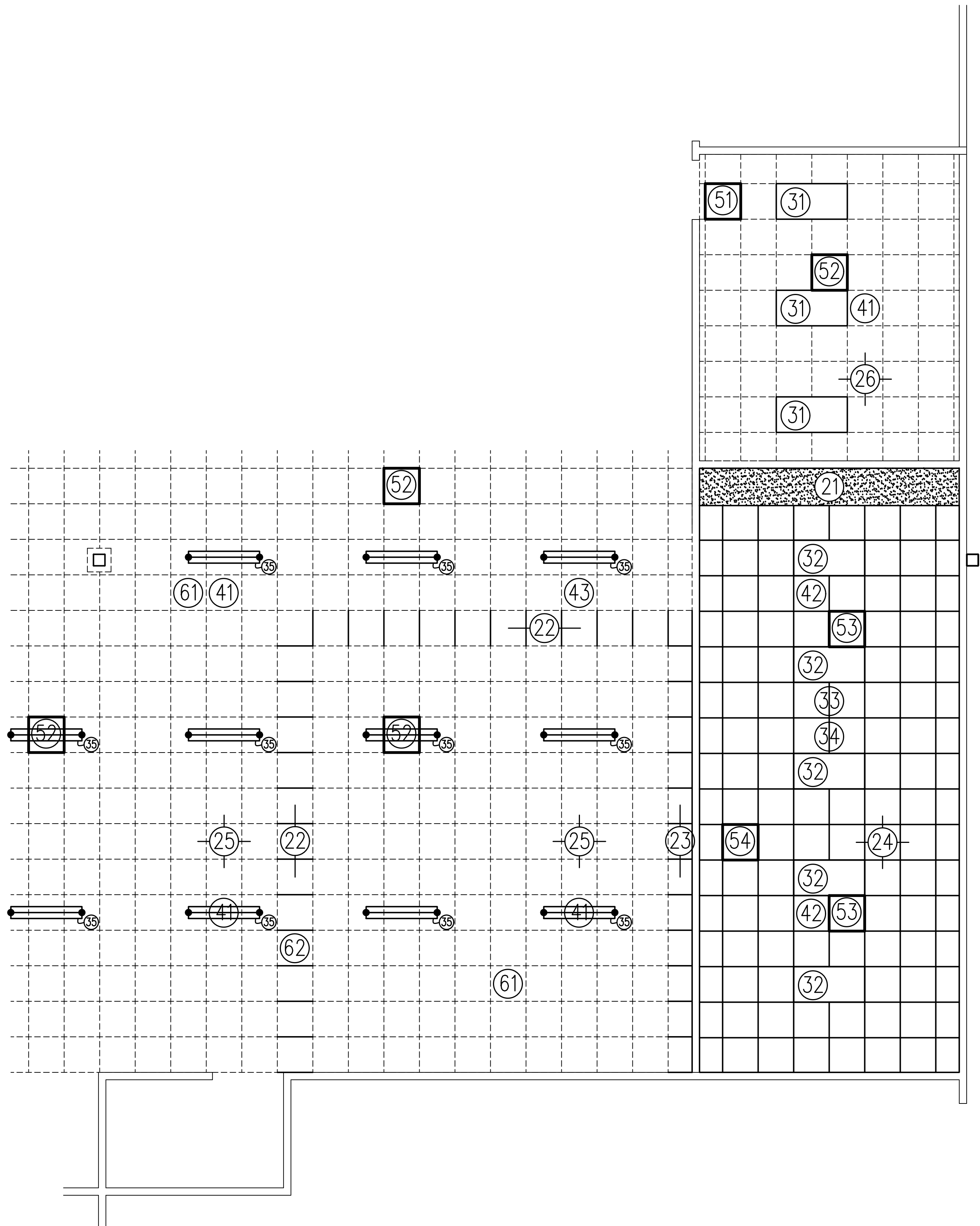
FIELD VERIFY ALL CONDITIONS AND DIMENSIONS PRIOR TO STARTING WORK

PROJECT NO.: 19016

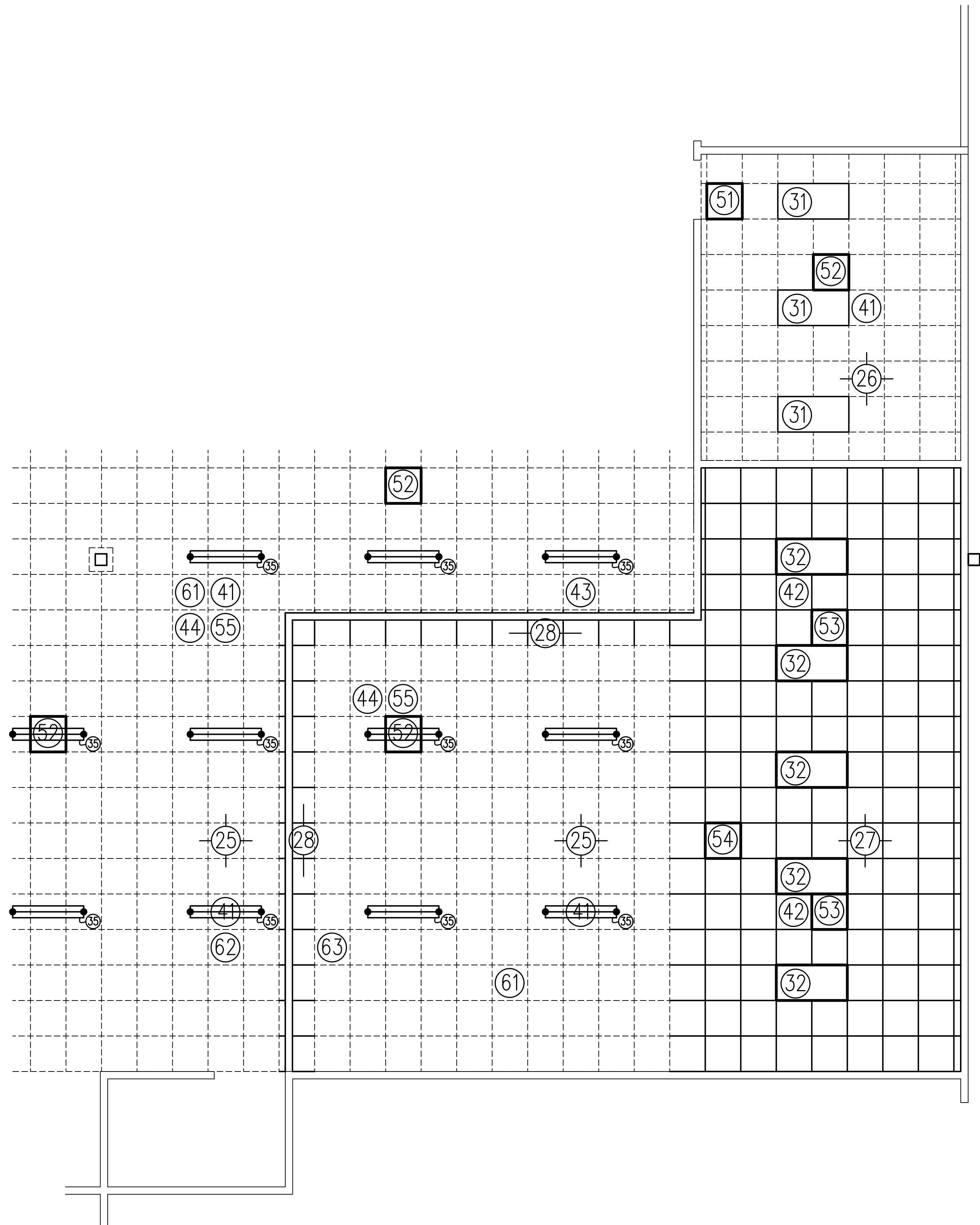
SCALE: 3/8" = 1'-0"

CEILING PLANS

DRAWING  
SK-2



EXISTING CEILING PLAN



PROPOSED CEILING PLAN